



## TTG Imaging Solutions and Cablon Medical ASTRO 2023 (San Diego)

TTG Imaging Solutions, distributor for Cablon Medical in the USA, is proud to present the CENERGY portfolio. Cablon Medical is a Dutch company providing solutions in the field of Image Guided Radiotherapy (IGRT) to improve the workflow in terms of safety and efficiency. Recently new products and features have been released:

- **CENERGY Go!**
  - Patient Identity: Registration and Verification
  - Patient Guidance: Check-In Kiosk and Call-In System
  - Accessory Verification
- **CENERGY Total Body Irradiation (TBI) – All-In-One Solution**
  - TBI imaging detector - treatment verification
  - TBI treatment table (incl. Beam Spoiler and Block Positioner)
  - Block cutting device
- **CENERGY Online Treatment Monitoring Platform**

We are excited to announce the release of CENERGY Go! 4.0 at the ASTRO Annual Meeting in San Diego (October 1 – 3, 2023)! This new version also allows verification of patient accessories and immobilization devices.

Be one of the first to see this up and running and learn more about how CENERGY Go! can optimize your patient identification and call-in process. Make your appointment [here](#) for a demo or to visit us at TTG Imaging Solutions booth (nr. 3817).

### CENERGY Go!

#### **- Patient Identity: Registration and Verification**

CENERGY Go! is a solution using a biometric method by means of scanning the palm veins of the patient. It is an extremely reliable and accurate (FAR < 0.00001%) method, where one of the patient's hands are scanned for verification at the treatment unit.



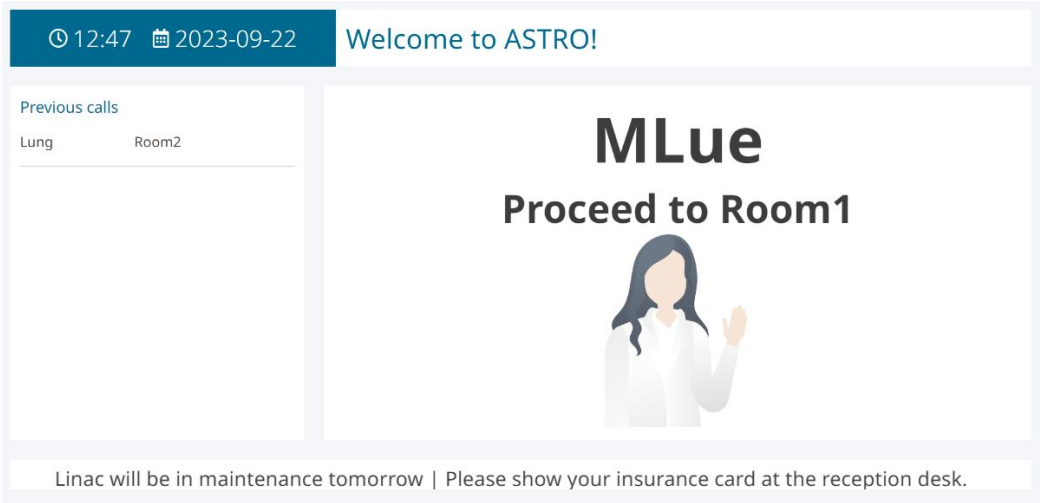
CENERGY Go! is fully integrated into the radiotherapy workflow, there is no additional workload and automatically enables organizations to maintain records for compliance.

In case of an emergency treatment, the staff can use their own hands to override the system.

**- Patient Guidance: Check-In Kiosk and Call-In System**

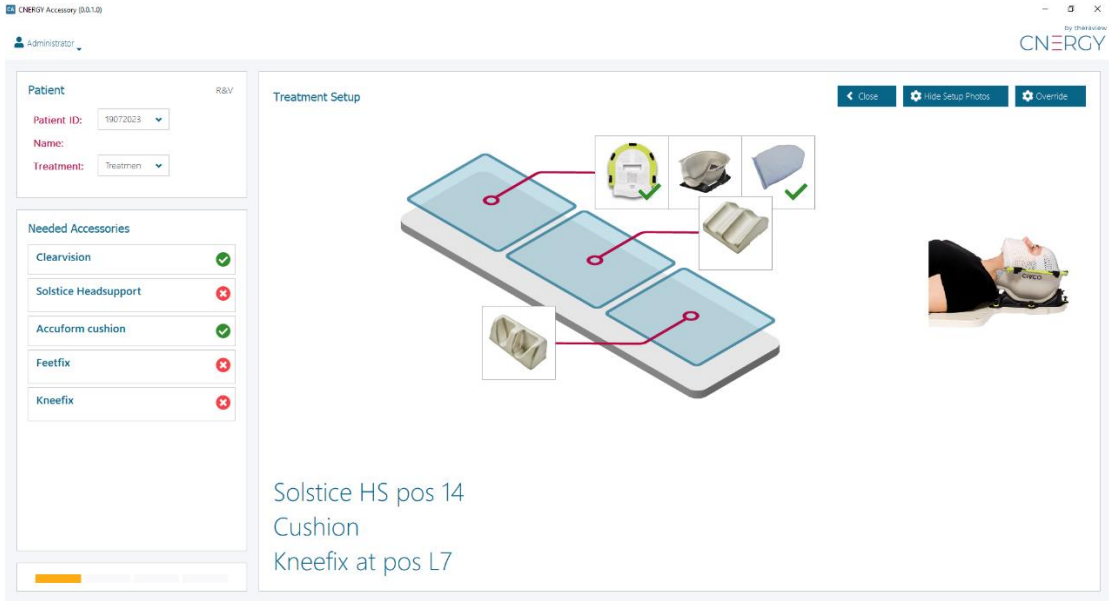
Additionally, on every appointment the patient can scan his hand at the Check-In Kiosk at the entrance or in the waiting room. Treatment unit location, possible delays, general and personal messages are displayed on the kiosk. The medical staff receives a message in the console area about the arrival of the patient, which prevents them from unnecessarily checking the waiting room.

Using the additional Call-In system, where a unique call-in number is assigned to the patient, the medical staff can anonymously 'call' the patient to go to the dressing room.



**- Accessory Verification**

In addition to Patient Identity Verification also an Accessory Verification module has been developed, where accessories on the tabletop are registered per patient and can be verified prior to any treatment. Additionally, the accessory specific parameters (index bar, angle) can be entered and displayed on a large screen.



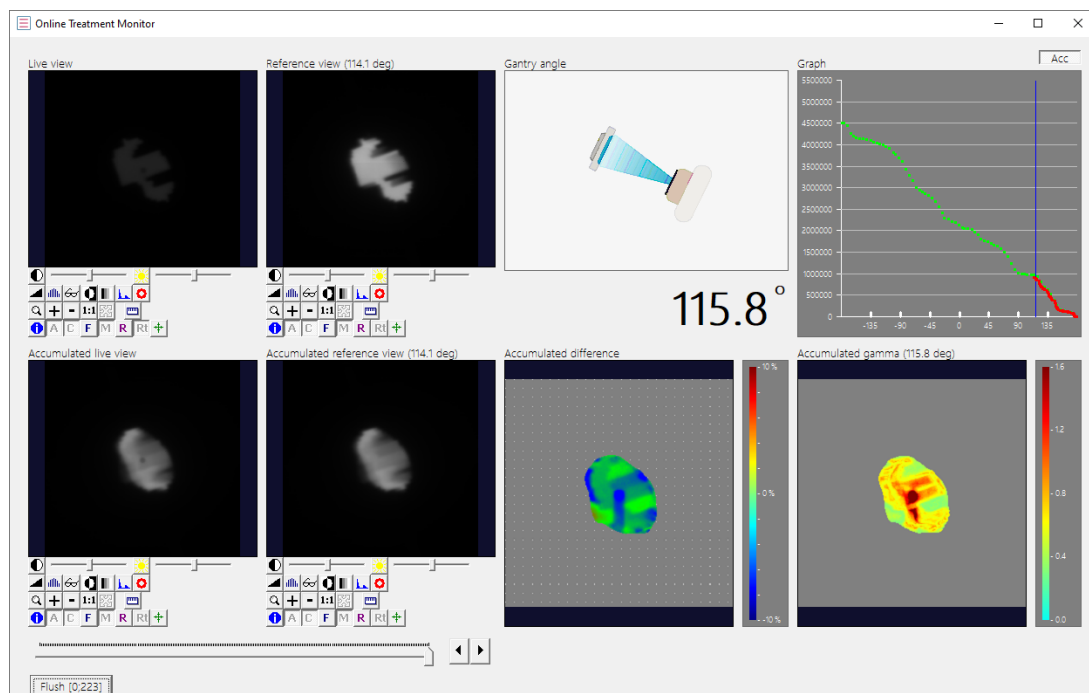
## CNERGY Total Body Irradiation (TBI)

Using the CNERGY TBI verification solution, a full TBI treatment can be verified in terms of patient position setup, MLC/ Block position setup and Patient Intrafraction Motion detection using the mobile TBI imaging detector. As an All-In-One solution a TBI treatment table including the Beam Spoiler, a block cutting device and block positioner can be added to reduce the TBI setup and treatment time enormously.



## CNERGY Online Treatment Monitoring Platform

Specifically, for Elekta Linacs it is now possible, by using the direct connection to the aSi MV panel, to show a near-real-time Fluence Comparison per arc. During treatment all acquired frames will be corrected for dark current and off-center panel positions and accumulated, where a fluence comparator indicates the 'dose' given so far.



During the treatment the medical staff can analyze the provided information (accumulated difference and accumulated gamma analysis) and act upon it for an intervention of the treatment beam.

An extra feature (also separately available) is provided by exporting the acquired (corrected) frames or group of images (i.e. arc range) after the treatment in Dicom RT format to your favorite Dosimetric Verification Software package.

See you soon at the TTG Imaging Solutions ASTRO booth (**nr. 3817**).